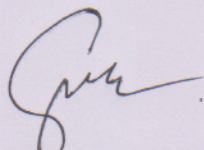





PACIFIC DENIMS LIMITED
Statement of Financial Position (Un-Audited)
As at March 31, 2020


Particulars	Notes	March 31, 2020 Amount in Taka	June 30, 2019 Amount in Taka
ASSETS			
Non-Current Assets		1,587,149,548	1,378,374,835
Property, Plant and Equipment	10.00	1,587,149,548	1,020,430,281
Capital Work-in-Progress	11.00	-	357,944,554
Current Assets		1,820,767,619	1,905,017,964
Inventories	12.00	566,062,985	551,030,649
Trade Receivables	13.00	776,813,041	676,115,185
Advance, Deposit & Pre-Payments		388,915,997	556,906,369
Fixed Deposit		50,762,317	50,762,317
Cash & Cash Equivalents		38,213,279	70,203,444
Total Assets		3,407,917,167	3,283,392,799
EQUITY AND LIABILITIES			
Shareholder's Equity		2,449,424,454	2,330,347,254
Share capital		1,652,116,500	1,449,225,000
Revaluation Reserve		141,319,701	140,290,413
Tax Holiday Reserve		145,760,152	145,760,152
Retained Earnings		510,228,101	595,071,689
Non-Current Liabilities		567,721,957	571,503,163
Long Term Borrowings		512,516,797	517,811,275
Deferred Tax Liability	14.00	55,205,160	53,691,887
Current Liabilities & Provisions		390,770,756	381,542,382
Trade Payables		10,085,483	12,341,030
Short-Term Borrowings		55,351,561	69,226,561
Long-Term Borrowings-Current portion		98,508,979	98,508,979
Provision for Workers Profit Participation Fund		6,958,456	-
Provision for Income Tax		190,307,524	171,728,887
Liabilities for Expenses		29,558,754	29,736,925
Total Equity and Liabilities		3,407,917,167	3,283,392,799
Net Asset Value (NAV) Per Share	15.00	14.83	16.08


Chairman


Managing Director


Director



Company Secretary


Chief Financial Officer


PACIFIC DENIMS LIMITED

Statement of Profit or Loss and other Comprehensive Income (Un-Audited)
For the period from July 1, 2019 to March 31, 2020


Particulars	Notes	July 2019 to March 2020 Amount in Taka	July 2018 to March 2019 Amount in Taka	January to March 2020 Amount in Taka	January to March 2019 Amount in Taka
Turnover	17.00	1,678,297,608	1,749,287,725	532,451,085	591,612,317
Cost of Sales	18.00	<u>(1,436,110,319)</u>	<u>(1,457,775,029)</u>	<u>(478,390,784)</u>	<u>(490,489,241)</u>
Gross Profit		242,187,289	291,512,696	54,060,301	101,123,076
Operating Expenses:		(25,525,468)	(24,877,550)	(8,351,785)	(8,046,256)
Office & Administrative Expenses	19.00	20,522,321	19,968,781	6,594,939	6,410,166
Selling & Distribution Expenses	20.00	5,003,147	4,908,769	1,756,846	1,636,090
Operating Profit		216,661,822	266,635,146	45,708,517	93,076,820
Financial Expenses		(72,992,563)	(71,158,067)	(24,399,970)	(26,556,998)
Other Income		2,458,307	2,561,666	470,626	431,582
Net Profit/Loss Before WPPF		146,127,566	198,038,746	21,779,173	66,951,403
Less: Provision for WPPF		6,958,456	-	1,037,103	-
Net Profit Before Tax		139,169,110	198,038,746	20,742,069	66,951,403
Income Tax Expenses		(21,121,198)	(29,961,978)	(3,158,373)	(10,085,868)
Current Income Tax Expenses	21.00	(18,578,637)	(31,041,497)	43,244	(10,392,714)
Deferred Tax Expenses/Income	22.00	(2,542,561)	1,079,519	(3,201,617)	306,846
Net Profit for the period		<u>118,047,913</u>	<u>168,076,767</u>	<u>17,583,696</u>	<u>56,865,535</u>
Earnings per Share (EPS)	23.00	0.71	1.02	0.11	0.34



Chairman




Managing Director



Director



Company Secretary




Chief Financial Officer


PACIFIC DENIMS LIMITED
Statement of Changes in Equity (Un-Audited)
For the period ended March 31, 2020

Particulars	Share Capital	Revaluation Reserve	Tax Holiday Reserve	Retained Earning	Total Equity
Balance as at July 01, 2019	1,449,225,000	141,319,701	145,760,152	595,071,689	2,331,376,542
Stock Dividend	202,891,500	-	-	(202,891,500)	-
Net Profit for the period	-	-	-	118,047,913	118,047,913
Balance as at March 31, 2020	1,652,116,500	141,319,701	145,760,152	510,228,102	2,449,424,454


Particulars	Share Capital	Revaluation Reserve	Tax Holiday Reserve	Retained Earning	Total Equity
Balance as at July 01, 2018	1,271,250,000	140,290,413	145,760,152	558,999,902	2,116,300,467
Stock Dividend	177,975,000	-	-	(177,975,000)	-
Net Profit for the period	-	-	-	168,076,768	168,076,768
Balance as at March 31, 2019	1,449,225,000	140,290,413	145,760,152	549,101,670	2,284,377,235




Chairman




Managing Director



Director



Company Secretary




Chief Financial Officer


PACIFIC DENIMS LIMITED
Statement of Cash Flows (Un-Audited)
For the period from July 1, 2019 to March 31, 2020

Particulars	July 1, 2019 to March 31, 2020	July 1, 2018 to March 31, 2019
A. Cash Flow from Operating activities :		
Cash Received from Customers	1,577,599,752	1,724,303,102
Cash Received from other Income	2,458,307	2,561,666
Cash Paid to Suppliers, Employees and Others	(1,448,917,766)	(1,487,610,082)
Cash Generated from Operations	131,140,292	239,254,686
Interest Paid	(73,992,563)	(71,158,067)
Income Tax Paid	(5,770,163)	(499,904)
Net Cash flow from operating activities (Note-16)	51,377,566	167,596,715
B. Cash Flow from Investing activities :		
Acquisition of Property, Plant and Equipment	(613,523,563)	(103,865,282)
Capital Work-in-Progress	357,944,554	(49,099,198)
Advance for Machinery, Building & Construction	191,380,757	-
Received/(Paid) Fixed Deposit	-	23,691,923
Net Cash used in investing activities	(64,198,252)	(129,272,557)
C. Cash Flow from Financing activities :		
Received/Repaid of Short-term loan	(13,875,000)	(4,543,101)
Received/Repaid of Long-term loan	(5,294,478)	(28,549,136)
Net Cash used in Financing activities	(19,169,478)	(33,092,237)
Net Increase/(Decrease) in Cash and Cash Equivalents	(31,990,165)	5,231,921
Cash and Cash Equivalents at Beginning of the period	70,203,444	61,463,666
D. Cash and cash equivalents at the end of the period (A+B+C)	38,213,279	66,695,587


Net Operating Cash Flows Per Share (Note-24) **0.31** **1.01**




Chairman




Managing Director



Director



Company Secretary



Chief Financial Officer