



PACIFIC DENIMS LIMITED
Statement of Financial Position (Unaudited)
As at March 31, 2017

| Particulars | Notes | March 31, 2017 Amount in Taka | June 30, 2016 Amount in Taka |
|---|-------|----------------------------------|---------------------------------|
| NON-CURRENT ASSETS | | 898,967,389 | 857,437,638 |
| Property, Plant & Equipment | 5 | 819,859,043 | 842,202,028 |
| Capital Work-in-Progress | 6 | 79,108,346 | 15,235,610 |
| CURRENT ASSETS | | 2,028,211,237 | 1,272,070,494 |
| Inventories | 7 | 457,633,300 | 426,647,928 |
| Trade & Other Receivables | 8 | 581,627,541 | 533,581,738 |
| Advances, Deposits & Pre-Payments | | 275,705,675 | 258,439,661 |
| Fixed Deposit | | 64,929,000 | 47,627,796 |
| Cash & Cash Equivalents | | 648,315,721 | 5,773,371 |
| CURRENT LIABILITIES & PROVISIONS | | 336,844,933 | 319,511,575 |
| Trade & Other Payables | | 16,287,034 | 15,978,278 |
| Short-Term Borrowings | | 93,288,341 | 93,507,532 |
| Long-Term Borrowings-Current portion | | 118,908,979 | 118,908,979 |
| Provision for Income Tax | | 96,464,459 | 79,165,987 |
| Accrued Expenses | | 11,896,120 | 11,950,799 |
| NET CURRENT ASSETS | | 1,691,366,304 | 952,558,919 |
| NET ASSETS | | 2,590,333,694 | 1,809,996,557 |
| SHAREHOLDERS' EQUITY | | 1,896,511,949 | 1,059,077,612 |
| Share capital | | 1,130,000,000 | 380,000,000 |
| Revaluation Reserve | | 145,690,413 | 145,690,413 |
| Tax Holiday Reserve | | 145,760,152 | 145,760,152 |
| Retained Earnings | | 475,061,384 | 387,627,047 |
| LONG TERM LIABILITY | | 693,821,744 | 750,918,946 |
| Long Term Borrowings | | 640,237,244 | 699,566,425 |
| Deferred Tax Liability | | 53,584,500 | 51,352,520 |
| LIABILITIES & SHAREHOLDERS' EQUITY | | 2,590,333,694 | 1,809,996,557 |
| Net Asset Value Per Share (NAVPS) | | 16.78 | 27.87 |


Chairman


Managing Director





Director




Company Secretary


Chief Financial Officer

PACIFIC DENIMS LIMITED
Statement of Profit or Loss and other Comprehensive Income (Unaudited)
For the period from July 1, 2016 to March 31, 2017

| Particulars | Notes | July 1, 2016 to March 31, 2017 | July 1, 2015 to March 31, 2016 | January 1, 2017 to March 31, 2017 | January 1, 2016 to March 31, 2016 |
|---|-------|-----------------------------------|-----------------------------------|--------------------------------------|--------------------------------------|
| Turnover | 9 | 1,401,636,556 | 1,263,216,621 | 486,400,551 | 459,157,522 |
| Cost of Sales | 10 | (1,171,288,677) | (1,062,946,379) | (405,880,017) | (386,425,762) |
| Gross Profit | | 230,347,879 | 200,270,242 | 80,520,534 | 72,731,761 |
| Operating Expenses: | | (34,412,023) | (20,014,495) | (11,510,977) | (7,353,963) |
| Office & Administrative Expenses | 11 | 30,271,960 | 16,140,422 | 10,092,268 | 5,899,236 |
| Selling & Distribution Expenses | 12 | 4,140,063 | 3,874,073 | 1,418,709 | 1,454,727 |
| Operating Profit | | 195,935,856 | 180,255,747 | 69,009,558 | 65,377,798 |
| Financial Expenses | | (90,552,982) | (94,357,424) | (28,742,988) | (33,934,981) |
| Other Income | | 1,667,749 | 1,657,677 | 609,507 | 538,449 |
| Net Profit Before Tax | | 107,050,623 | 87,556,000 | 40,876,076 | 31,981,266 |
| Income Tax Expenses | | (19,616,285) | (16,866,257) | (6,253,313) | (8,613,996) |
| Current Income Tax Expenses (Deferred Tax Expenses)/Income | | (17,298,472) (2,317,814) | (14,387,933) (2,478,323) | (6,495,314) 242,001 | (5,130,853) (3,482,943) |
| Net Profit for the year | | 87,434,337 | 70,689,743 | 34,622,764 | 23,367,470 |
| Basic Earnings Per Share (EPS) | 13 | 1.45 | 1.86 | 0.33 | 0.61 |
| Weighted Number of Shares | | 60,171,533 | 38,000,000 | 105,500,000 | 38,000,000 |

 Chairman
 Managing Director
 Director

 Company Secretary
 Chief Financial Officer

Dhaka
Dated: April 29, 2017

PACIFIC DENIMS LIMITED
Statement of Changes in Equity (Unaudited)
For the period from July 1, 2016 to March 31, 2017

| Particulars | Share Capital | Revaluation Reserve | Tax Holiday Reserve | Retained Earning | Total Equity |
|----------------------------------|----------------------|---------------------|---------------------|--------------------|----------------------|
| Balance at July 01 , 2016 | 380,000,000 | 145,690,413 | 145,760,152 | 387,627,047 | 1,059,077,612 |
| Addition During the year | 750,000,000 | - | - | - | 750,000,000 |
| Net Profit for the year | - | - | - | 87,434,337 | 87,434,337 |
| Balance at March 31, 2017 | 1,130,000,000 | 145,690,413 | 145,760,152 | 475,061,384 | 1,896,511,949 |
| Balance at July 01 , 2015 | 380,000,000 | 145,690,413 | 145,760,152 | 280,947,616 | 952,398,181 |
| Net Profit for the year | - | - | - | 70,689,743 | 70,689,743 |
| Balance at March 31, 2016 | 380,000,000 | 145,690,413 | 145,760,152 | 351,637,359 | 1,023,087,924 |



Chairman



Managing Director



Director



Company Secretary





Chief Financial Officer

Dhaka
Dated: April 29, 2017

PACIFIC DENIMS LIMITED
Statement of Cash Flows (Unaudited)
For the period from July 1, 2016 to March 31, 2017

| Particulars | July 1, 2016 to March 31, 2017 | July 1, 2015 to March 31, 2016 |
|--|--------------------------------|--------------------------------|
| A. Cash Flow from Operating activities : | | |
| Cash Received from Customers & Others | 1,353,590,753 | 1,214,422,597 |
| Cash Received from other Income | 1,667,749 | 1,657,677 |
| Cash Paid to Suppliers, Employees and Others | (1,214,815,660) | (1,072,734,782) |
| Cash Generated from Operations | 140,442,842 | 143,345,491 |
| Interest Paid | (90,552,982) | (94,357,424) |
| Income Tax Paid | (1,389,589) | (3,700,252) |
| Net Cash from operating activities | 48,500,271 | 45,287,815 |
| B. Cash Flow from Investing activities : | | |
| Acquisition of Property, Plant and Equipment | - | (19,603,188) |
| Paid against Capital Work-in-Progress | (79,108,346) | - |
| Paid against Fixed Deposit | (17,301,204) | (2,298,697) |
| Net Cash used by investing activities | (96,409,550) | (21,901,885) |
| C. Cash Flow from Financing activities : | | |
| Received/Repaid of share Money Deposit | 750,000,000 | - |
| Received/Repaid of Short-term loan | (219,191) | (534,777) |
| Received/Repaid of Long-term loan | (59,329,181) | (22,369,152) |
| Net Cash used in Financing activities | 690,451,628 | (22,903,929) |
| Net Increase/(Decrease) in Cash and Cash Equivalents | 642,542,349 | 482,001 |
| Cash and Cash Equivalents at Beginning of year | 5,773,371 | 5,364,829 |
| F. Cash and cash equivalents at the end of the period (A+B+C) | 648,315,721 | 5,846,830 |
| Net Operating Cash Flow Per Share | 0.81 | 1.19 |


Chairman


Managing Director


Director


Company Secretary


Chief Financial Officer

Dhaka
Dated: April 29, 2017