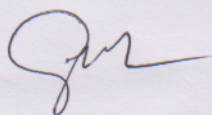


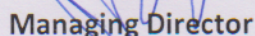
PACIFIC DENIMS LIMITED
Statement of Financial Position (Un-Audited)
As at December 31, 2019

Particulars	Notes	December 31, 2019 Amount in Taka	June 30, 2019 Amount in Taka
ASSETS			
Non-Current Assets		1,400,363,463	1,378,374,835
Property, Plant and Equipment	9.00	1,354,663,533	1,020,430,281
Capital Work-in-Progress	10.00	45,699,930	357,944,554
Current Assets		1,987,360,477	1,905,017,964
Inventories	11.00	574,238,943	551,030,649
Trade Receivables	12.00	726,027,619	676,115,185
Advance, Deposit & Pre-Payments		596,063,089	556,906,369
Fixed Deposit		50,762,317	50,762,317
Cash & Cash Equivalents		40,268,509	70,203,444
Total Assets		3,387,723,940	3,283,392,799
EQUITY AND LIABILITIES			
Shareholders' Equity		2,435,297,963	2,330,347,254
Share capital		1,652,116,500	1,449,225,000
Revaluation Reserve		140,290,413	140,290,413
Tax Holiday Reserve		145,760,152	145,760,152
Retained Earnings		497,130,898	595,071,689
Non-Current Liabilities		567,849,628	571,503,163
Long Term Borrowings		514,816,797	517,811,275
Deferred Tax Liability	13.00	53,032,831	53,691,887
Current Liabilities & Provisions		384,576,349	381,542,382
Trade Payables		10,785,483	12,341,030
Short-Term Borrowings		55,351,561	69,226,561
Long-Term Borrowings-Current portion		98,508,979	98,508,979
Provision for Income Tax		191,142,502	171,728,887
Liabilities for Expenses		28,787,824	29,736,925
Total Equity and Liabilities		3,387,723,940	3,283,392,799

Net Asset Value (NAV) Per Share	14.00	14.74	16.08
---------------------------------	-------	-------	-------




Chairman




Managing Director



Director



Company Secretary

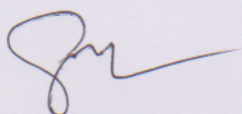
Chief Financial Officer

PACIFIC DENIMS LIMITED


Statement of Profit or Loss and other Comprehensive Income (Un-Audited)

For the period from July 1, 2019 to December 31, 2019


Particulars	Notes	July to December 2019 Amount in Taka	July to December 2018 Amount in Taka	October to December 2019 Amount in Taka	October to December 2018 Amount in Taka
Turnover	16.00	1,145,846,523	1,157,675,408	567,586,737	585,140,966
Cost of Sales	17.00	(957,719,535)	(967,285,788)	(478,926,714)	(493,240,052)
Gross Profit		188,126,988	190,389,620	88,660,023	91,900,914
Operating Expenses:		(17,816,808)	(16,831,294)	(9,048,156)	(8,380,638)
Office & Administrative Expenses	18.00	14,570,507	13,558,615	7,520,753	6,747,240
Selling & Distribution Expenses	19.00	3,246,301	3,272,679	1,527,403	1,633,398
Operating Profit		170,310,180	173,558,326	79,611,867	83,520,276
Financial Expenses		(48,592,593)	(44,601,069)	(24,431,882)	(20,276,098)
Other Income		1,987,681	2,130,084	1,039,634	1,370,224
Net Profit Before Tax		123,705,268	131,087,342	56,219,619	64,614,403
Income Tax Expenses		(18,754,559)	(19,876,110)	(8,536,906)	(9,804,779)
Current Income Tax Expenses	20.00	(19,413,615)	(20,648,783)	(8,698,964)	(10,148,860)
Deferred Tax (Expenses)/Income	21.00	659,056	772,673	162,058	344,080
Net Profit for the period		104,950,709	111,211,232	47,682,713	54,809,623
Earnings per Share (EPS)	22.00	0.64	0.67	0.29	0.33




Chairman




Managing Director



Director



Company Secretary



Chief Financial Officer




PACIFIC DENIMS LIMITED

Statement of Changes in Equity (Un-Audited)
For the period ended December 31, 2019


Particulars	Share Capital	Revaluation Reserve	Tax Holiday Reserve	Retained Earning	Total Equity
Balance as at July 01 , 2019	1,449,225,000	140,290,413	145,760,152	595,071,689	2,330,347,254
Stock Dividend	202,891,500	-	-	(202,891,500)	-
Net Profit for the period	-	-	-	104,950,709	104,950,709
Balance as at December 31, 2019	1,652,116,500	140,290,413	145,760,152	497,130,898	2,435,297,963

Particulars	Share Capital	Revaluation Reserve	Tax Holiday Reserve	Retained Earning	Total Equity
Balance as at July 01 , 2018	1,271,250,000	140,290,413	145,760,152	558,999,902	2,116,300,467
Stock Dividend 14.00%	177,975,000	-	-	(177,975,000)	-
Net Profit for the period	-	-	-	111,211,232	111,211,232
Balance as at December 31, 2018	1,449,225,000	140,290,413	145,760,152	492,236,134	2,227,511,700




Chairman


Managing Director



Director



Company Secretary



Chief Financial Officer




PACIFIC DENIMS LIMITED

Statement of Cash Flows (Un-Audited)

For the period from July 1, 2019 to December 31, 2019


Particulars	July 1, 2019 to December 31, 2019	July 1, 2018 to December 31, 2018
A. Cash Flow from Operating activities :		
Cash Received from Customers	1,095,934,089	1,151,772,343
Cash Received from other Income	1,987,681	2,130,084
Cash Paid to Suppliers, Employees and Others	(995,616,448)	(1,012,919,789)
Cash Generated from Operations	102,305,322	140,982,638
Interest Paid	(49,592,593)	(44,601,069)
Income Tax Paid	(1,579,933)	(359,857)
Net Cash flow from operating activities (Note-15)	51,132,796	96,021,712
B. Cash Flow from Investing activities :		
Acquisition of Property, Plant and Equipment	(357,270,600)	(60,097,739)
Capital Work-in-Progress	312,244,624	(20,021,562)
Advance for Machinery, Building & Construction	(19,172,276)	-
Received/(Paid) Fixed Deposit	-	10,573,157
Net Cash used in investing activities	(64,198,252)	(69,546,144)
C. Cash Flow from Financing activities :		
Received/Repaid of Short-term loan	(13,875,000)	(4,543,102)
Received/Repaid of Long-term loan	(2,994,478)	(25,949,136)
Net Cash used in Financing activities	(16,869,478)	(30,492,238)
Net Increase/(Decrease) in Cash and Cash Equivalents	(29,934,934)	(4,016,670)
Cash and Cash Equivalents at Beginning of the period	70,203,444	61,463,666
D. Cash and cash equivalents at the end of the period (A+B+C)	40,268,509	57,446,995

Net Operating Cash Flows Per Share (Note-23) 0.31 0.58




Chairman

Managing Director



Director



Company Secretary



Chief Financial Officer

