

PACIFIC DENIMS LIMITED
Statement of Financial Position (Un-Audited)
As at March 31, 2019


Particulars	Notes	March 31, 2019 Amount in Taka	June 30, 2018 Amount in Taka
ASSETS			
Non-Current Assets		1,295,929,858	1,177,012,324
Property, Plant & Equipment	10.00	920,616,422	850,798,086
Capital Work-in-Progress	11.00	375,313,436	326,214,238
Current Assets		1,902,210,509	1,858,746,085
Inventories	12.00	537,502,156	529,279,513
Trade & Other Receivables	13.00	684,339,006	659,354,383
Advance, Deposit & Pre-Payments		573,673,760	544,956,600
Fixed Deposit		40,000,000	63,691,923
Cash & Cash Equivalents		66,695,587	61,463,666
Total Assets		3,198,140,367	3,035,758,409
EQUITY AND LIABILITIES			
Shareholders' Equity		2,284,377,235	2,116,300,467
Share capital		1,449,225,000	1,271,250,000
Revaluation Reserve		140,290,413	140,290,413
Tax Holiday Reserve		145,760,152	145,760,152
Retained Earnings		549,101,670	558,999,902
Non-Current Liabilities		538,243,993	567,872,648
Long Term Borrowings		484,429,509	512,978,645
Deferred Tax Liability		53,814,484	54,894,003
Current Liabilities & Provisions		375,519,139	351,585,294
Trade Payables		12,341,030	13,143,493
Short-Term Borrowings		69,226,561	73,769,662
Long-Term Borrowings-Current portion		98,508,979	98,508,979
Provision for Income Tax		163,349,167	132,307,670
Liabilities for Expenses		32,093,402	33,855,490
Total Equity and Liabilities		3,198,140,367	3,035,758,409

Net Asset Value (NAV) Per Share


14.00

15.76

16.65



Chairman



Managing Director



Director



Company Secretary




Chief Financial Officer


PACIFIC DENIMS LIMITED

Statement of Profit or Loss and other Comprehensive Income (Un-Audited)
For the period from July 1, 2018 to March 31, 2019

Particulars	Notes	July 2018 to March 2019 Amount in Taka	July 2017 to March 2018 Amount in Taka	January to March 2019 Amount in Taka	January to March 2018 Amount in Taka
Turnover	16.00	1,749,287,725	1,641,193,205	591,612,317	563,440,302
Cost of Sales	17.00	(1,457,775,028)	(1,356,754,674)	(490,489,241)	(467,325,216)
Gross Profit		291,512,697	284,438,531	101,123,076	96,115,086
Operating Expenses:		(24,877,550)	(23,679,225)	(8,046,256)	(7,935,850)
Office & Administrative Expenses	18.00	19,968,781	19,086,566	6,410,166	6,372,477
Selling & Distribution Expenses	19.00	4,908,769	4,592,659	1,636,090	1,563,372
Operating Profit		266,635,147	260,759,306	93,076,820	88,179,237
Financial Expenses		(71,158,067)	(91,045,589)	(26,556,998)	(24,488,485)
Other Income		2,561,666	9,179,629	431,582	1,437,767
Net Profit Before Tax		198,038,746	178,893,346	66,951,404	65,128,519
Income Tax Expenses		(29,961,979)	(27,751,965)	(10,085,868)	(9,913,055)
Current Income Tax Expenses	20.00	(31,041,497)	(28,706,607)	(10,392,714)	(10,240,907)
Deferred Tax (Expenses)/Income	21.00	1,079,519	954,642	306,846	327,852
Net Profit for the period		<u>168,076,768</u>	<u>151,141,381</u>	<u>56,865,535</u>	<u>55,215,464</u>
Earnings per Share (EPS)	22.00	1.16	1.04	0.39	0.38




Chairman




Managing Director



Director



Company Secretary



Chief Financial Officer


PACIFIC DENIMS LIMITED

Statement of Changes in Equity (Un-Audited)


For the period ended March 31, 2019

Particulars	Share Capital	Revaluation Reserve	Tax Holiday Reserve	Retained Earnings	Total Equity
Balance at July 01 , 2018	1,271,250,000	140,290,413	145,760,152	558,999,902	2,116,300,467
Stock Dividend 14.00%	177,975,000	-	-	(177,975,000)	-
Net Profit for the period	-	-	-	168,076,768	168,076,768
Balance at March 31, 2018	1,449,225,000	140,290,413	145,760,152	549,101,670	2,284,377,235

Balance at July 01 , 2017	1,130,000,000	140,290,413	145,760,152	521,795,441	1,937,846,006
Stock Dividend 12.50%	141,250,000	-	-	(141,250,000)	-
Net Profit for the period	-	-	-	151,141,381	151,141,381
Balance at March 31, 2018	1,271,250,000	140,290,413	145,760,152	531,686,822	2,088,987,387




Chairman




Managing Director



Director




Company Secretary




Chief Financial Officer

PACIFIC DENIMS LIMITED
Statement of Cash Flows (Un-Audited)
For the period from July 1, 2018 to March 31, 2019

Particulars	July 1, 2018 to March 31, 2019	July 1, 2017 to March 31, 2018
A. Cash Flow from Operating activities :		
Cash Received from Customers & Others	1,724,303,102	1,583,874,129
Cash Received from other Income	2,561,666	9,179,629
Cash Paid to Suppliers, Employees and Others	(1,487,610,082)	(1,440,523,244)
Cash Generated from Operations	239,254,686	152,530,514
Interest Paid	(71,158,067)	(91,045,589)
Income Tax Paid	(499,904)	(5,269,531)
Net Cash flows from operating activities	167,596,715	56,215,394
B. Cash Flow from Investing activities :		
Acquisition of Property, Plant and Equipment	(103,865,282)	-
Paid against Capital Work-in-Progress	(49,099,198)	(316,721,828)
Fixed Deposit	23,691,923	212,889,348
Net Cash used by investing activities	(129,272,557)	(103,832,480)
C. Cash Flow from Financing activities :		
Received/Repaid of Short-term loan	(4,543,101)	(53,764,254)
Received/Repaid of Long-term loan	(28,549,136)	(144,815,472)
Net Cash used in Financing activities	(33,092,237)	(198,579,726)
Net Increase/(Decrease) in Cash and Cash Equivalents	5,231,922	(246,196,811)
Cash and Cash Equivalents at Beginning of period	61,463,666	316,243,410
F. Cash and cash equivalents at the end of the period (A+B+C)	66,695,587	70,046,596
Net Operating Cash Flows per Share (Notes-23)	1.16	0.44




Chairman




Managing Director



Director



Company Secretary



Chief Financial Officer